

Homework for spelling is now set online using a programme called 'Spelling Shed'. This can be accessed using the website www.edshed.com. Every week, each teacher will set their class homework with the focus being clearly stated in the yellow section of the homework rule bar. A paper copy of the spelling lists will continue to be sent home on a weekly basis, for children to practise writing spellings and spelling sentences in their spelling book.

How to access the Spelling Shed

Follow the link www.edshed.com and when prompted, login using your child's username and password. These details can be found in the front your child's home reading diary. Once you have entered the details, you will be taken to the main page.

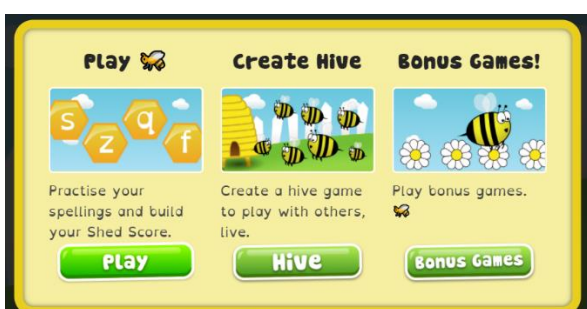


The screenshot shows a yellow homework task card with the following text: "The long vowel i spelled y" and "0/2 Due: 28/11/21 00:00". Three callout boxes point to specific parts of the card:




- Spelling rule for the week linked to homework task.** (Points to the text "The long vowel i spelled y")
- Date assignment (homework task) must be completed by.** (Points to the text "0/2 Due: 28/11/21 00:00")
- Number of assignments (homework tasks) set/completed.** (Points to the text "0/2")

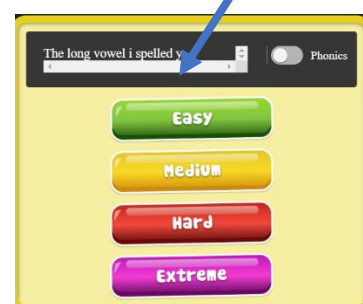
When the children click on this link (homework task), they will be taken to a pop-up page (see below). Pupils will have the opportunity to play games set by the class teacher. Each game will provide your child with the opportunity to practise spelling rules. For additional practice, pupils also have the option to create games to play with other pupils (challenge game). Each game your child plays, they will accumulate points (honey pots), which they can then use to buy virtual rewards.

There are four levels of difficulty in each game: easy, medium, hard and extreme. Your child can choose their own level. As they become more familiar and confident with the programme, can challenge themselves by increasing the level of difficulty.



The screenshot shows the main menu with three options:

- Play** : Practise your spellings and build your Shed Score. **Play**
- Create Hive** : Create a hive game to play with others, live. **Hive**
- Bonus Games!** : Play bonus games. **Bonus Games**



The screenshot shows the difficulty selection screen with the following options:

- Easy** (Green button)
- Medium** (Yellow button)
- Hard** (Red button)
- Extreme** (Purple button)

A blue arrow points to the "Easy" button.

Easy: This allows the player to read the word for as long as they like. The player then chooses the correct spelling from the jumbled letters of that word. The score is 1000pts for a correct spelling and up to a bonus 1000pts for speed plus 1 x 🍯.

Medium: This does not allow the player to read the word. The player listens to the word and then selects the correct spelling from the jumbled letters. The score is 2000pts for a correct spelling and up to a bonus 2000pts for speed plus 2 x 🍯.

Hard: This does not allow the player to read the word. The player listens then selects the correct letters from a series of random letters. The score is 3000pts for a correct spelling and up to a bonus 3000pts for speed plus 3 x 🍯.

Extreme: This does not allow the player to read the word. The player listens then selects the correct letters using a full qwerty keyboard. The score is 4000pts for a correct spelling and up to a bonus 4000pts for speed plus 4 x 🍯.

The children will be able to save points and spend these on their avatar as they wish. Children can also receive rewards of points from teachers for good work which the children will see when they log on.

Game Types

There are three kinds of game:

- **Practice** – This is the main game type and used for assignments etc.
- **BeeKeeper** – The children can guess their words by choosing letters.
- **Buzz Words** – Make words using random letter tiles.

Children will be allowed to use Beekeeper and Buzz Words after they have completed the allocated sessions on the practice spellings for that week.

Your child's login details can be found in the inside cover of their reading diary. A video recording for how to access Spelling Shed is available on our school website.

If you have any further questions, please do not hesitate to contact your child's class teacher.

We hope that you enjoy this new and exciting spelling programme! Happy spelling!

Mrs D. Long

English Coordinator